

MAGNETIC SENSOR

Series AM4

Cat No Cyl Acc - 01 - 01

ACCESSORIES FOR MAGNETIC CYLINDERS Series A20, A23, A60, A63

MAGNETIC SENSOR

Features

- ❑ Integrated LED
- ❑ Moulded cable with flying lead and Quick Disconnect (QD) connector versions
- ❑ Direct mounting, simple installation
- ❑ Reed contact type & Solid state type versions



Function

The pistons of these cylinders are equipped with a permanent magnet, which activates the cylinder switches when it approaches these. The switch in question then outputs an electrical or pneumatic signal.

Technical Specifications

Switching logic	SPST Normally open		Solid State Output, Normally open	
Sensor type	2 Wire reed switch	3 Wire reed switch	PNP Current Sourcing	NPN Current Sinking
Operating voltage	5 - 220V AC / DC	10 - 30 V DC		
Switching current	100mA max			
Switching rating	10W max	3W max		
Current consumption	-	25 mA @ 24V max	14 mA @ 24V max	17 mA @ 24V max
Voltage drop	3.5V max	0.05V max	2V max	
Leakage current	-	0.01 mA max	0.01 mA max	
Colour of LED	Red	Yellow		Red
Cable	Ø3.3, 2C, PVC	Ø3.3, 3C, PVC		
Temperature range	- 10 ° to 70 ° C			
Shock	30 G		50 G	
Vibration	9 G			
Type of protection	IEC 529		IP 67	
Protection circuit	None		Power source reverse polarity; Surge suppression	

Caution

1. Follow above specifications to ensure trouble free operation of sensors
2. Keep sensors away from stray magnetic field to prevent malfunctions.
3. For usage / installation instructions, please refer Instructions sheet **IS - AM4 - 01 - 01**

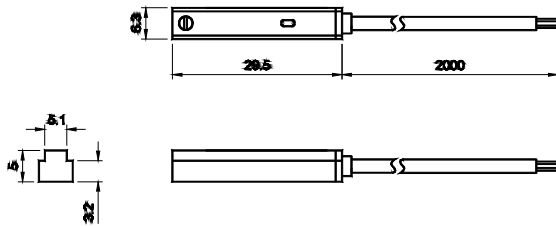
MAGNETIC SENSOR

Series AM4

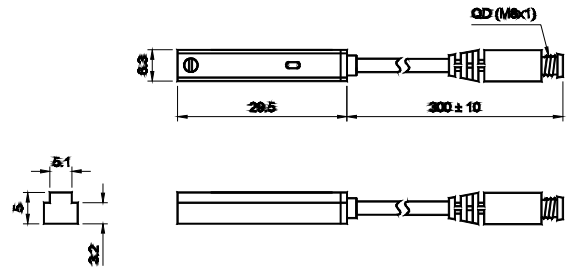
Cat No Cyl Acc - 01 - 01

Fitting Dimensions

Magnetic sensor with flying lead



Magnetic sensor with QD connector

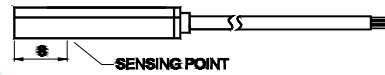


Sensing distance

2 wire / 3 wire Reed switch

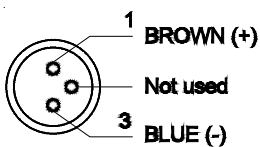


Solid state switch

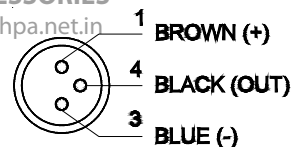


Wiring of the QD connector

2 wire QD wiring



3 wire QD wiring



HYDRO PNEUMATIC ACCESSORIES

W: <http://hpa.net.in> E: inquiry@hpa.net.in

How to order

AM40 —

Switch type
0 - Reed switch 2 wire type
1 - Reed switch 3 wire type
2 - Solid state type, current sourcing (PNP)
3 - Solid state type, current sinking (NPN)

—

End connection
FL - 04 (Flying lead with 2 meter cable length)
QD - 02 (Quick disconnecter with 300 mm cable length)

Ordering example :- AM40 - 0 - FL - 04 (2 wire Reed switch with Flying lead of 2 meter cable length)

Subject to change

CONNECTOR WITH CABLE

Series AC

Cat No Acc - 01 - 01

CONNECTOR WITH CABLE

Application

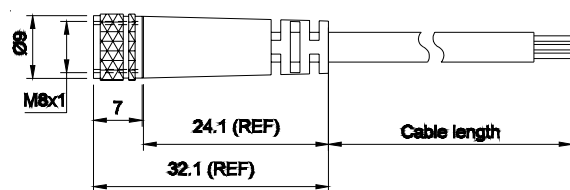
Socket with cable is used for connecting magnetic sensors with QD connector, for quick disconnection and connection of magnetic sensors



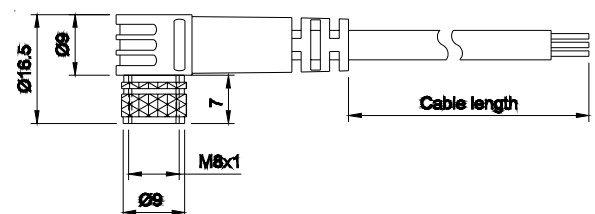
Technical Specifications

Female pinout	
Conductor colours	1 : Brown 3 : Blue 4 : Black
Cable type	PUR (Polyuretane)
Jacky colour	Black
Characteristics	Oil and abrasion resistance, Robotic grade
Connector	Oil resistant polypropylene (PP) body, Nylon contact carrier
Contacts	Gold plated brass
Locking nut	Brass, Nickel plated
Electrical rating	120V AC / DC 3Amp. Max.
Conductors	3 x 24 AWG. / 0.22mm ² high flex stranding, self-extinguishing PVC insulation, 300V
Temperature	-20°C to +80°C
Protection	IP67 / NEMA 6 (only in fully locked position)

Straight type



Angle type



How to order

AC100	—	M8		3		○	—	PUR	—	○
Connection Size		Pinout		Connection Type		Jacket material		Cable length		
M8 – M8x1		3 - 3 pinout		S - Straight type L - Angle type		PUR - Polyurethane		2M - 2 meter 5M - 5 meter		

Ordering example :- AC100-M83S-PUR-2M (Straight type connector with 2 mtr cable length)

Subject to change